

4

3

DWG NO. 410-0017-01

SH 1

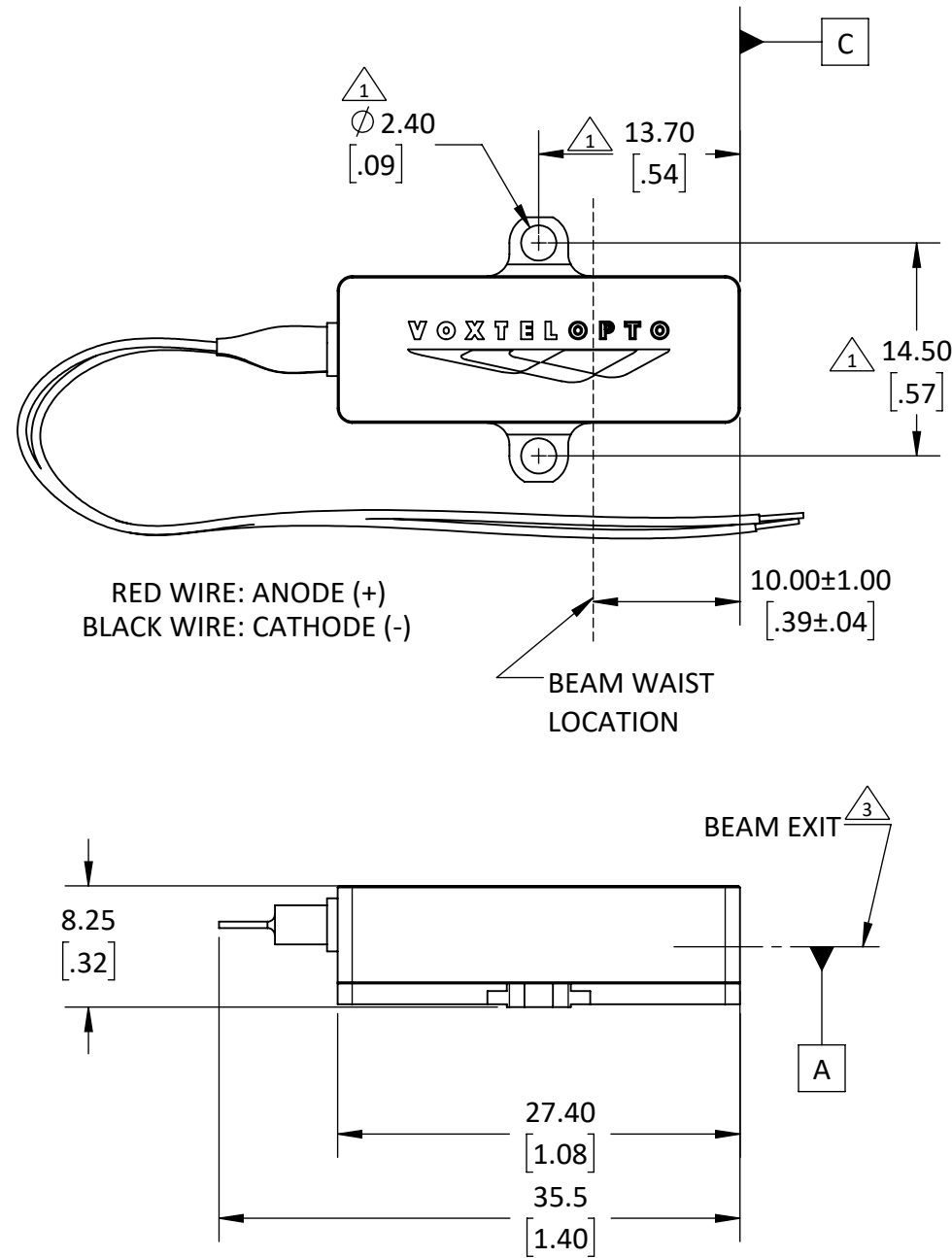
REV 01

1

NOTES:

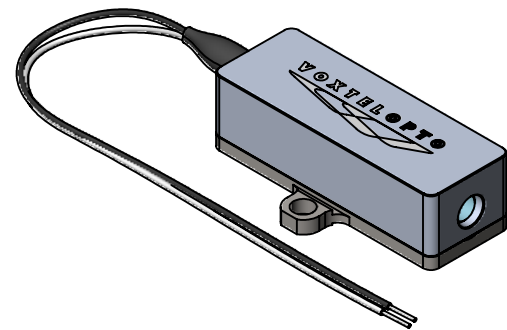
- 1 MOUNTING THRU HOLES: M2 (#2-56)
- 2 BEAM EXIT TOLERANCE: ±0.25mm AS SHOWN
- 3 BEAM POINTING TOLERANCES: SEE TABLE
- 4 WEIGHT: 8.6g (0.3oz)

REV.	DESCRIPTION	DATE	APPROVED
01	INITIAL RELEASE TO MANUFACTURING	09/19/2017	DA
02	ADDED REFERENCE TO BEAM WAIST LOCATION	04/11/2019	C. SALDIVAR

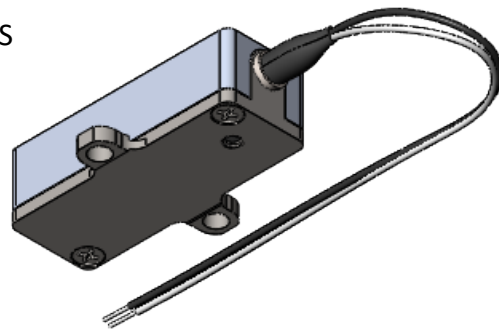


3 POINTING TOLERANCES (mrads)	
A to B	±10.00
A to C	±20.00

ICD MECHANICAL: 410-0017-02



ISO VIEWS
3:2



UNLESS OTHERWISE SPECIFIED
 -DIMENSIONS ARE IN MM
 -INTERPRET DRAWING AS PER Y14.100 - 2013
 -INTERPRET DIMENSIONS AS PER Y14.5-2009
 -OUTSIDE USA: INTERPRET DRAWING AND DIMENSIONS AS PER ISO 1101

MACHINING TOLERANCES
 0. ± 0.75 Angle ± .5°
 0.0 ± 0.25
 0.00 ± 0.125
 0.000 ± 0.05

DO NOT SCALE DRAWING
 3RD ANGLE PROJECTION

PROPRIETARY NOTICE: THE INFORMATION CONTAINED IN THIS DRAWING IS THE SOLE PROPERTY OF VOXTEL INC. IT IS NOT TO BE USED, REPRODUCED, OR DISCLOSED IN WHOLE OR IN PART TO ANYONE WITHOUT THE WRITTEN PERMISSION OF VOXTEL INC.

APPROVALS		DATE
DFT:		4/11/19
CHK:		4/11/19
APR:		
MATERIAL	FINISH	
VIEW BOM	VIEW BOM	

VOXTEL INC.

TITLE ICD MECHANICAL: 410-0017-02			
SIZE B	CAGE NO.	DWG. NO. ICD-410-0017	REV 02
SCALE = 2:1	WT:		SHEET 1 OF 1

4

3

2

1