

4

3

DWG NO. 410-0134

SH 1

REV 01

1

NOTES:

- 1 MOUNTING HOLES: M3x0.5 - 6H ∇ 4.00mm MAX.
- 2 ALIGNMENT DOWEL PIN HOLES: M2.5 ∇ 2.20mm
- 3 P1, MATING CONNECTOR: HIROSE DF3-8S-2C (PIN #1 NOTED)
- 4 POINTING TOLERANCES: SEE TABLE
- 5. UNIT WEIGHT: 218g (7.69oz)

REV.	DESCRIPTION	DATE	APPROVED
01	UPDATE TO OEM MODULE ROLL-UP; UPDATE DESIGNATION OF J8 TO P1; UPDATE TO POINTING SPECIFICATIONS	4/16/19	C. SALDIVAR

D

C

B


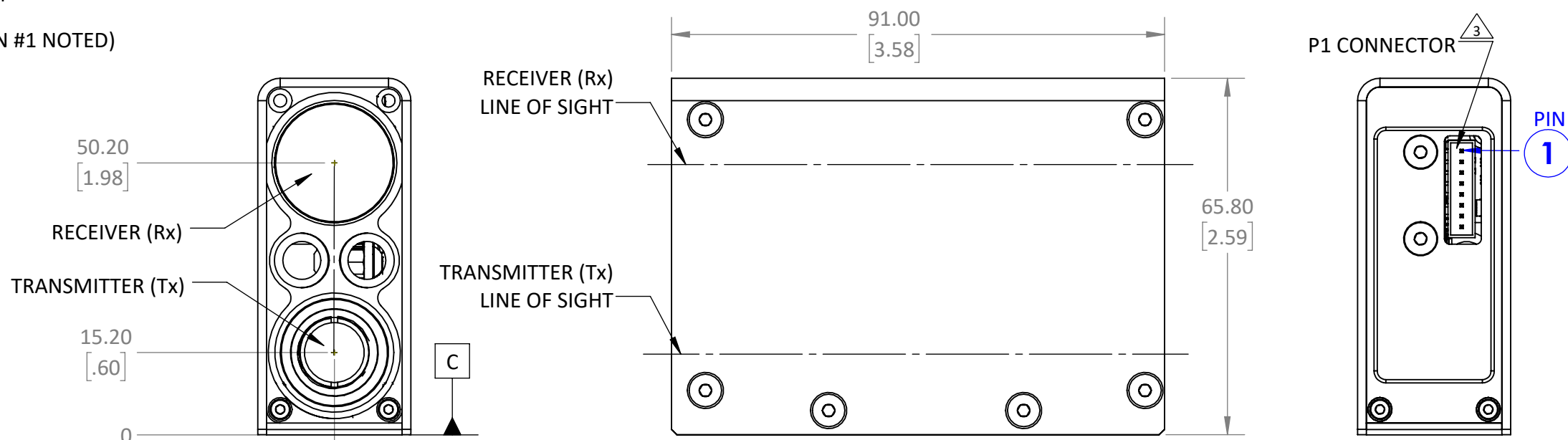
A

D

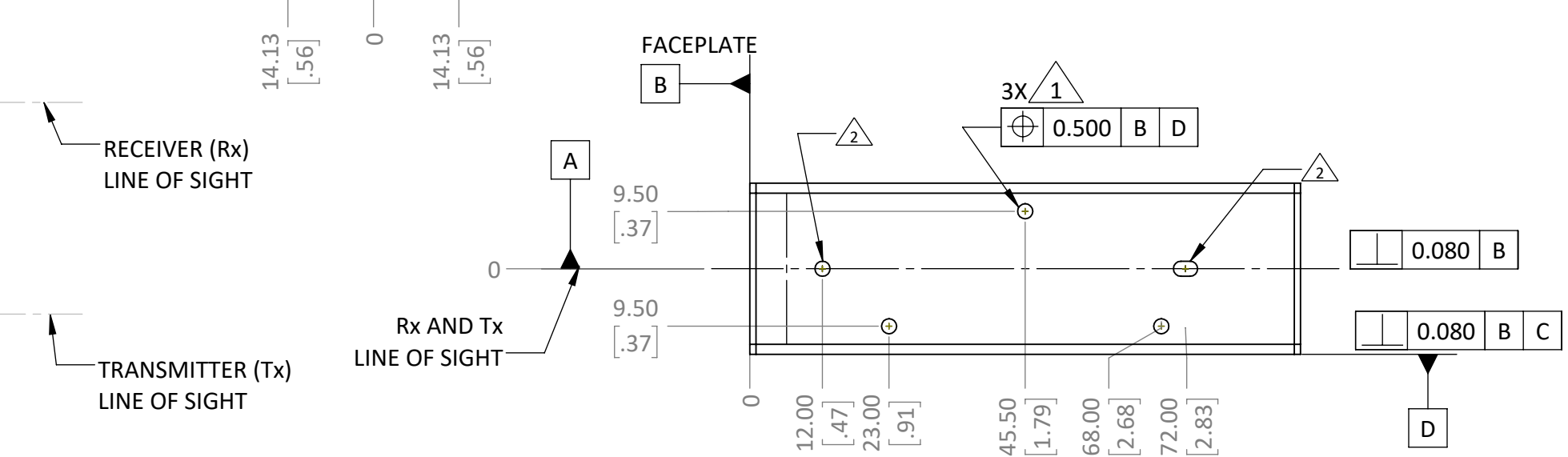
C

B

A



RECOMMENDED MOUNTING ORIENTATION



4 POINTING TOL. (mrads)	
A to B	± 5.00

ICD-MECHANICAL: 410-0134-01

UNLESS OTHERWISE SPECIFIED
 -DIMENSIONS ARE IN MM
 -INTERPRET DRAWING AS PER Y14.100 - 2013
 -INTERPRET DIMENSIONS AS PER Y14.5-2009
 -OUTSIDE USA: INTERPRET DRAWING AND DIMENSIONS AS PER ISO 1101

MACHINING TOLERANCES
 0. ± 0.75 Angle $\pm .5^\circ$
 0.0 ± 0.25
 0.00 ± 0.125
 0.000 ± 0.05

DO NOT SCALE DRAWING
 3RD ANGLE PROJECTION

PROPRIETARY NOTICE: THE INFORMATION CONTAINED IN THIS DRAWING IS THE SOLE PROPERTY OF VOXTEL INC. IT IS NOT TO BE USED, REPRODUCED, OR DISCLOSED IN WHOLE OR IN PART TO ANYONE WITHOUT THE WRITTEN PERMISSION OF VOXTEL INC.

APPROVALS		DATE
DFT: DA		07/10/2017
CHK: DA		07/10/2017
APR:		
MATERIAL	FINISH	
1	2	

VOXTEL INC.

TITLE			
ICD MECHANICAL: 410-0134-01			
SIZE B	CAGE NO.	DWG. NO. ICD-410-0134	REV 01
SCALE = 1:1	WT:	SHEET 1 OF 1	

4

3

2

1